

## QRC series

### R7-T2x

#### 8-pin, miniature industrial relay, 2-pole, change-over contact, faston Relay approval: EN 60077-1-2/99 - EN 61373/99 for Railway application

<b>Type</b>	<b>R7-T2x/DC ... V</b> Railway application Sensitive, 2 change-over contact
-------------	---

<b>Maximum contact load</b>	<b>6 A 250 V AC1</b>	<b>6 A 30 V DC1</b>
<b>Recommended minimum contact load</b>	<b>1 mA/10 V</b> (with 10 $\mu$ Au)	<b>5 mA/5 V</b> (standard contact)

#### Contacts

Material	Standard	Code 1	AgNi + 0,2 $\mu$ Au
	Optional	Code 2	AgNi + 10 $\mu$ Au
Rated current	6 A		
Switch-on current max. (20 ms)	15 A		
Switching voltage max.	250 V		
Max. AC load	see f.g. 1		
DC load	100.000 switching cycles		

#### Coil

Coil resistance	see table; tolerance $\pm 10$ %
Contact open	0,7 $U_N$ bei 1,25 $U_N$
Operation range	$\geq 0,1 \times U_N$
Nominal power	1,07 W

#### Coil table

Voltage	$\Omega \pm 10\%$	mA
24	535	45
48	2004	24
72	4750	15
110	11337	10

#### Insulation

	Volt rms, 1 min
Pollution grade	PD3
Pulse (1,2 /50_s)	
Dielectric strenght (1Minute/V rms)	
Contact/coil	4KV / 2200V
Between different poles	4KV / 2200V
Between contact and the same pole	1550 / 850V

#### Specifications

Ambient temperature operation/storage	-25 (no ice)...70 °C / -40 ... 80 °C
Number of mechanical operations	>20 millions
Thermic class	B (130° C)
Vibration : category / class	1 / B Body mounted
Vibration	5-150Hz (3 axes)
Shock	5g (3 axes)
Operation (UN) / release time	10 ms/ 15 ms
Weight	35 g
Weight avg. Relay + Socket (S3-B)	75g
Protection class	IP40

#### Standard types

DC 24, 48, 72, 110

#### LED

#### Free wheeling diode

#### LED + free wheeling diode

R7-T21/DC ... V

R7-T22/DC ... V

R7-T21X/DC ... V

R7-T22X/DC ... V

R7-T21D/DC ... V

R7-T22D/DC ... V

R7-T21DX/DC ... V

R7-T22DX/DC ... V

"..." Enter the voltage for full type designation

#### Accessories

Socket:

S7-M, S7-I/O, S7-L, S7-P, S7-P0



#### Connection diagram

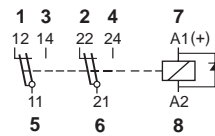


Fig. 1 AC voltage endurance

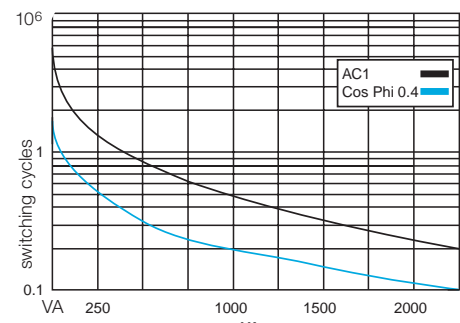
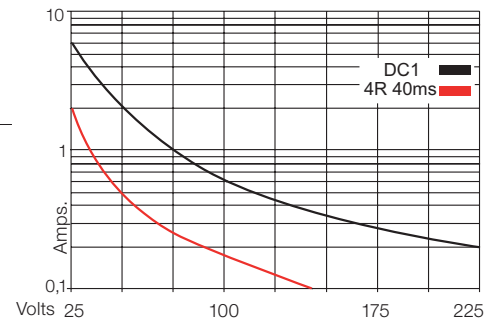
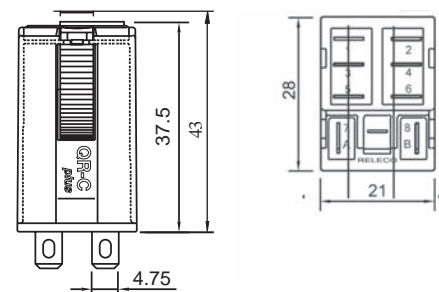


Fig. 2 DC load limit curve



#### Dimensions [mm]



#### Technical approvals, conformities



IEC 60077; EN 60077-1-2; EN 61373/99



**Kühn Controls AG**

**Notes:**

You want more information about this product, please call us: tel: +49 (0)7082-940000 or send us a fax: +49 (0)7082-940001, or email: [sales@kuehn-controls.de](mailto:sales@kuehn-controls.de) or visit our Website: [www.kuehn-controls.de](http://www.kuehn-controls.de)