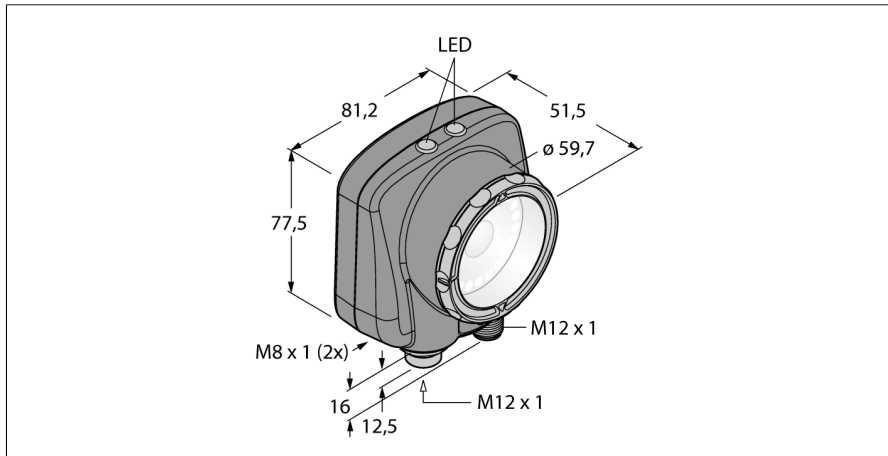


**Vision systems**  
**area, blemish, match, sort**  
**IVUPRGB12**

**TURCK**

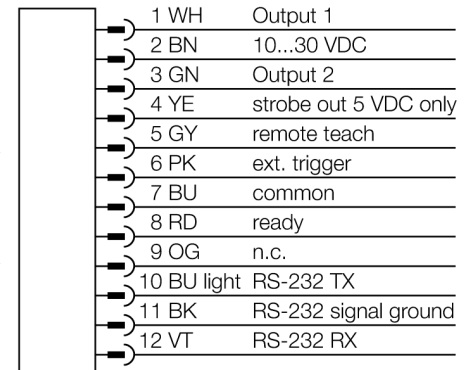
Industrial  
Automation



- Internal memory for 30 inspections
- 1/3" CMOS, 752x480 pixels
- Integrated ring light: blue
- Protection class IP67
- External strobe output + 5 VDC
- External trigger input
- Lens, 12mm, M12x1
- External display RD35 required
- Operating voltage: 10...30 VDC
- M12 x 1 male, 12-pole
- 3 x programmable switching output (PNP/NPN)
- 1x RS232 data communication
- Ethernet via M8 x 1 male, 4-pole
- USB-2.0 host: M8 female, 4-pole

<b>Type code</b>	IVUPRGB12
Ident no.	3016258
<b>Design</b>	rectangular, iVu PLUS
Dimensions	51.5 x 81.2 x 95.3 mm
Housing material	plastic, PBT
Window material	Acrylic, clear
Connection	male, M12 x 1, 12-wire
Protection class	IP67
Ambient temperature	0...+50 °C
<b>Power on display</b>	LED, green
Switching state	LED green
Error indication	LED red
<b>Operating voltage</b>	10...30VDC
DC rated operational current	≤ 850 mA
Short-circuit protection	yes/ cyclic
Reverse polarity protection	yes
Switch element function	programmable, PNP/NPN
Output current	≥ 150 mA
<b>Operating mode</b>	gray value
Auflösung	752 x 480 Pixel
Bildfrequenz	100 fps
Light type	blue
Brennweite	12 mm

**Wiring diagram**

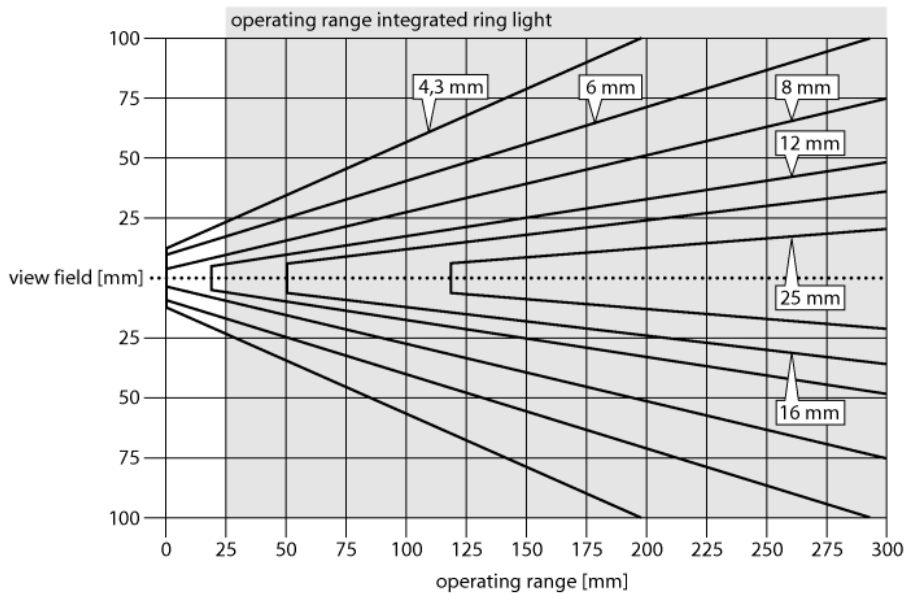


**Functional principle**

Sensor with 3 integrated operation modes:

1. Pattern recognition, checks if a pattern on a target is identical to the reference pattern.
2. BLOB recognition, for recognition of one or more features.
3. BLOB and location tool for motion control.



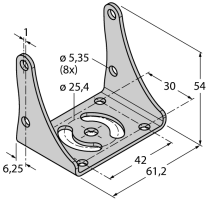
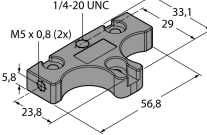
Sensor configuration via PC is not required!  
Transmission of log files and firmware updates via USB interface. Up to 30 inspections can be stored.



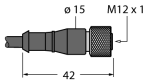
**Selecting the focal length**

With known object size or scan field the matching vision sensor is found simply by determining the ratio between the sensing range and the focal length. Use the graphics for selection. Here, the sensing ranges are put in relation to the field view and the lens focal length.

**Accessories**

Type code	Ident no.	Description	Dimension drawing
SMBIVURAR	3082547	Brackets for mounting on right side	 <p>Technical drawing of a bracket for mounting on the right side. Dimensions include: 16.8, 29.3, 49, 78.1, 36.4, 27, 1/4-20, 25, 7, 44, 4.4, 4.4, 22.5.</p>
SMBIVURAL	3082546	Brackets for mounting on left side	 <p>Technical drawing of a bracket for mounting on the left side. Dimensions include: 36.4, 49, 78.1, 16.8, 29.3, 27, 1/4-20, 25, 7, 44, 4.4, 4.4, 22.5.</p>
SMBIVUU	3082549	U-bracket for base mounting (incl. SMBIVUB baseplate)	 <p>Technical drawing of a U-bracket for base mounting. Dimensions include: 54, 61.2, 42, 30, 6.25, 25.4, 5.35 (8x).</p>
SMBIVUB	3082548	Baseplate to extend the installation	 <p>Technical drawing of a baseplate to extend the installation. Dimensions include: 56.8, 23.8, 29, 33.1, 5.8, 1/4-20 UNC, M5 x 0.8 (2x).</p>

**Wiring accessories**

Type code	Ident no.	Description	Dimension drawing
IVUC-1206	3014407	Power supply, M12x1 female, 12-pole, 1.83m	 <p>Technical drawing of a power supply connector. Dimensions include: 42, 15, M12 x 1.</p>

**Wiring accessories**

Type code	Ident no.	Description	Dimension drawing
IVUC-E-406	3013892	Ethernet connection cable, M8x1 on RJ45, 4-pole, 2m	
PSG-4M-401-USB	3011336	USB adapter cable, male M12x1, 4-pole, 0.3m	
IVURDM-QD-803	3028673	Remote Display, M12 x 1, 8-pin, 0.91 m	

**Function accessories**

Type code	Ident no.	Description	Dimension drawing
RDM35	3029512		